

# Perler Bead Patterns

## Clown

If you have any question or suggestion please don't hesitate to contact us through our website [www.perler-bead-patterns.com](http://www.perler-bead-patterns.com). For updates regarding new free patterns follow us on:



<https://www.facebook.com/perlerbeadspatterns>




<http://www.pinterest.com/perler-bead-patterns-free-printable/>



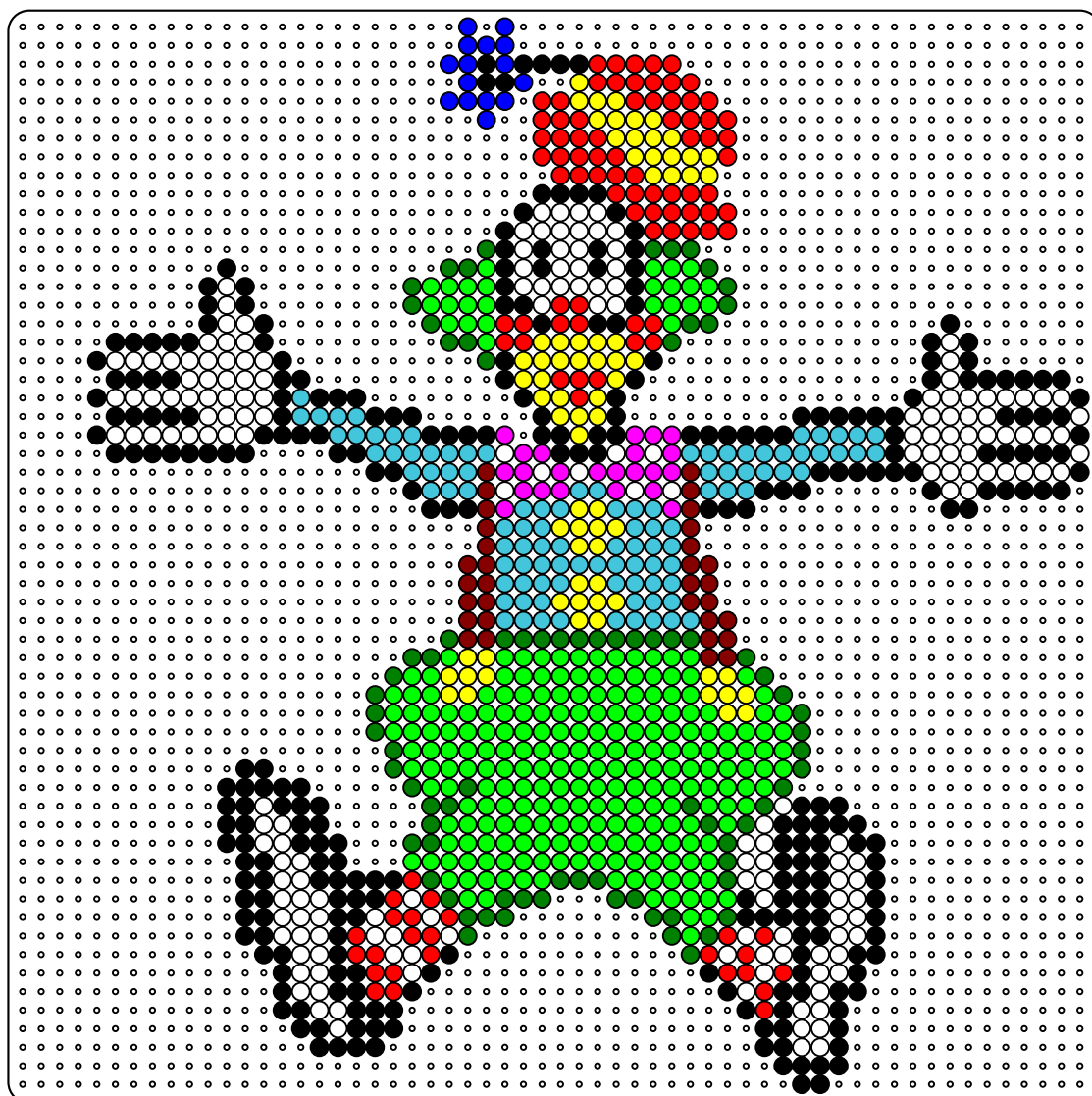
<https://www.youtube.com/user/PerlerBeadPatterns>

I would be glad to see your creations at our Facebook page.

**Have fun with our patterns and with your new creations!**

Disclaimer: All logos, images and trademarks, which serve as reference for creating the patterns, belong to their respective holders and we recognize them as such. However, the perler bead patterns were designed and generated by us. This means they are copyrighted solely to us. This pattern was licensed under the license **Creative Commons BY-NC** Version 3.0. 

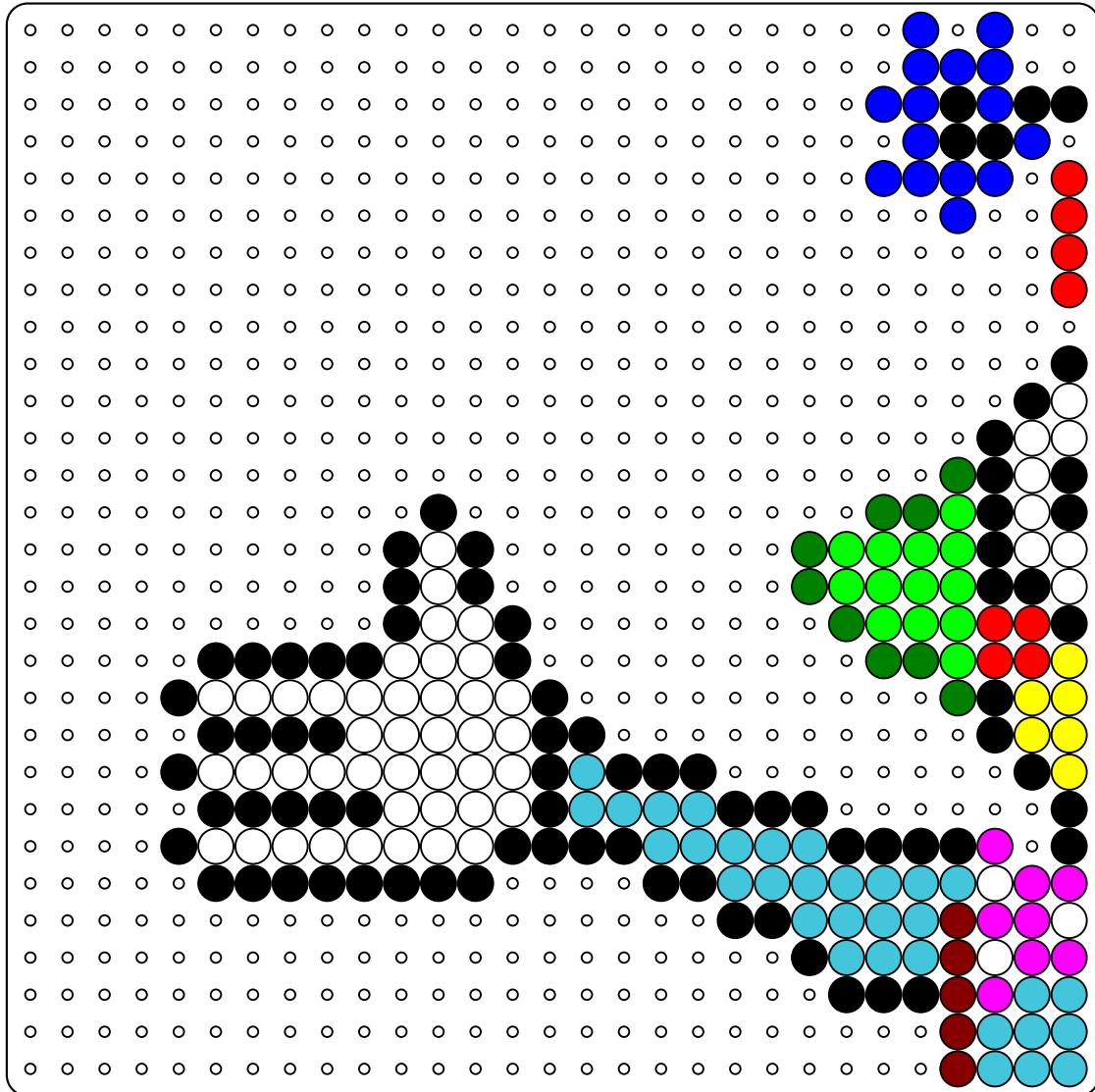
# Clown



## Perler's number and colors needed:

- |   |  |   |
|---|--|---|
| <span style="color: white;">○</span> White (192)              | <span style="color: red;">●</span> Red (101)             | <span style="color: blue;">●</span> Blue (15)             |
| <span style="color: green;">●</span> Green (80)               | <span style="color: black;">●</span> Black (296)         | <span style="color: brown;">●</span> Reddish brown (32)   |
| <span style="color: cyan;">●</span> Turquoise (104)           | <span style="color: magenta;">●</span> Neon fuchsia (23) | <span style="color: limegreen;">●</span> Neon green (253) |
| <span style="color: yellow;">●</span> Fluorescent yellow (73) |  |   |

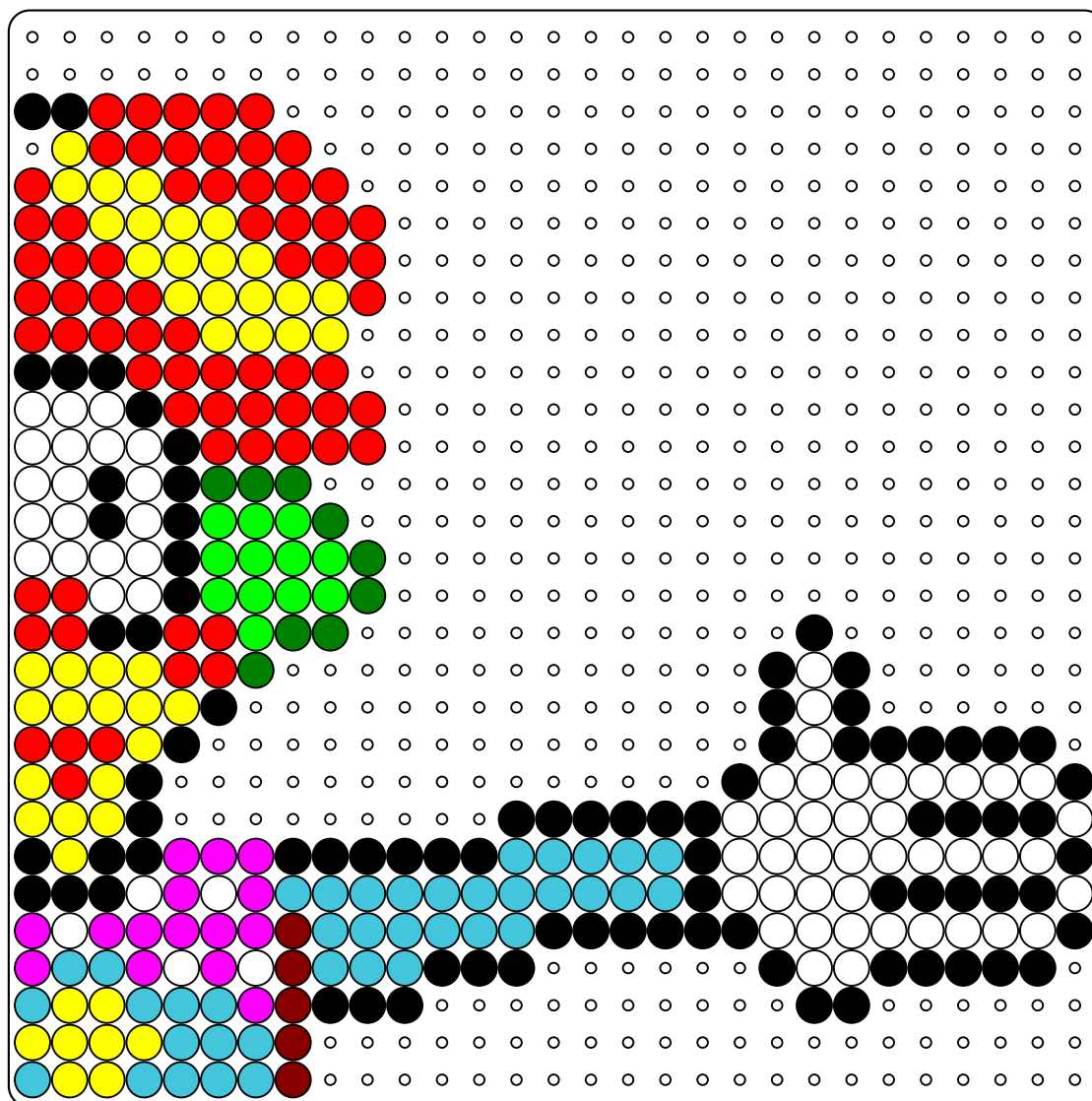
## Clown top left



### Perler's number and colors needed:

- |                          |                    |                     |
|--------------------------|--------------------|---------------------|
| ○ White (53)             | ● Red (8)          | ● Blue (15)         |
| ● Green (9)              | ● Black (81)       | ● Reddish brown (5) |
| ● Turquoise (32)         | ● Neon fuchsia (8) | ● Neon green (13)   |
| ● Fluorescent yellow (6) |                    |                     |

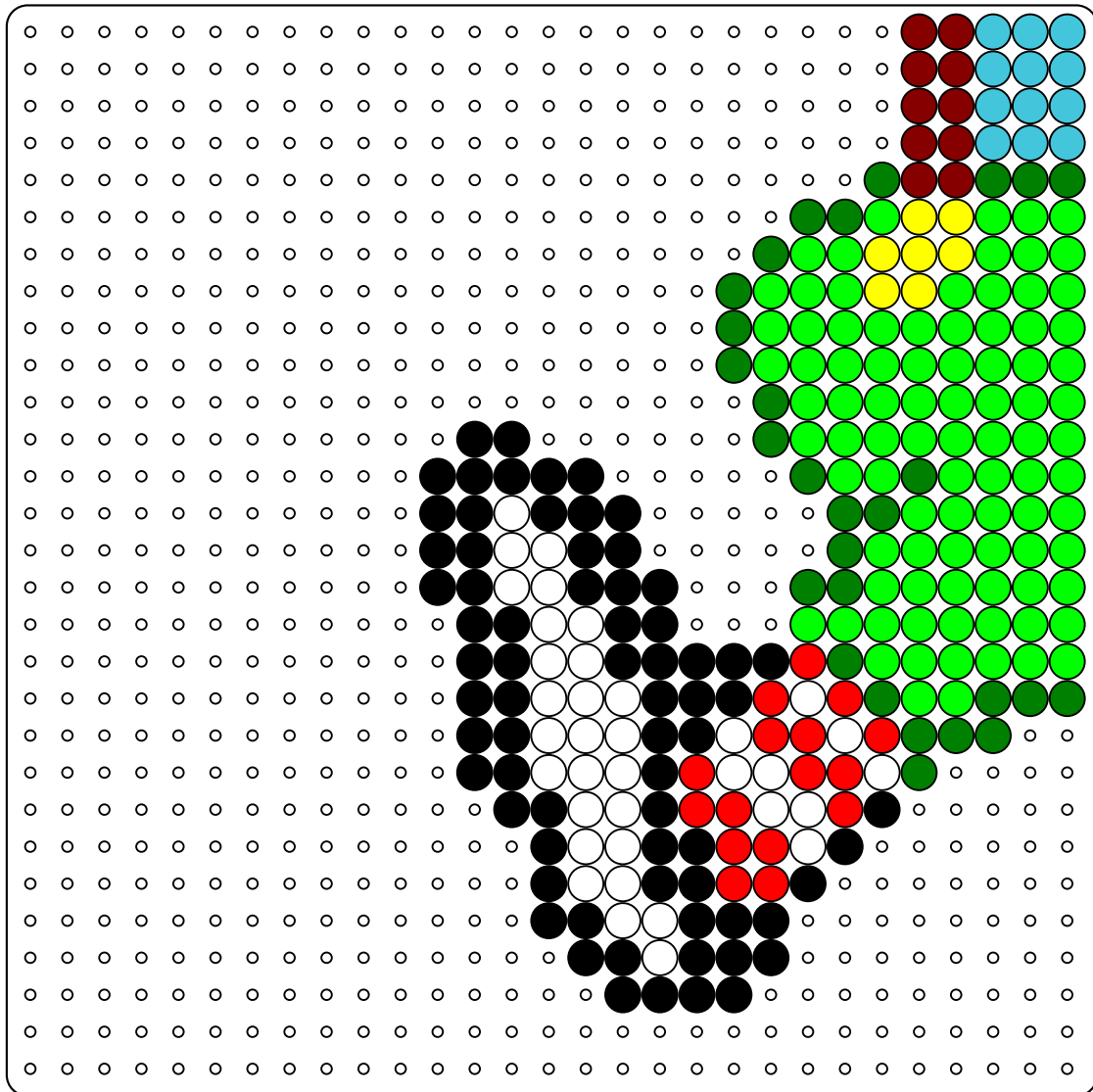
## Clown top right



### Perler's number and colors needed:

- |                     |                     |                           |
|---------------------|---------------------|---------------------------|
| ○ White (65)        | ● Red (68)          | ● Green (9)               |
| ● Black (84)        | ● Reddish brown (5) | ● Turquoise (39)          |
| ● Neon fuchsia (15) | ● Neon green (12)   | ● Fluorescent yellow (45) |

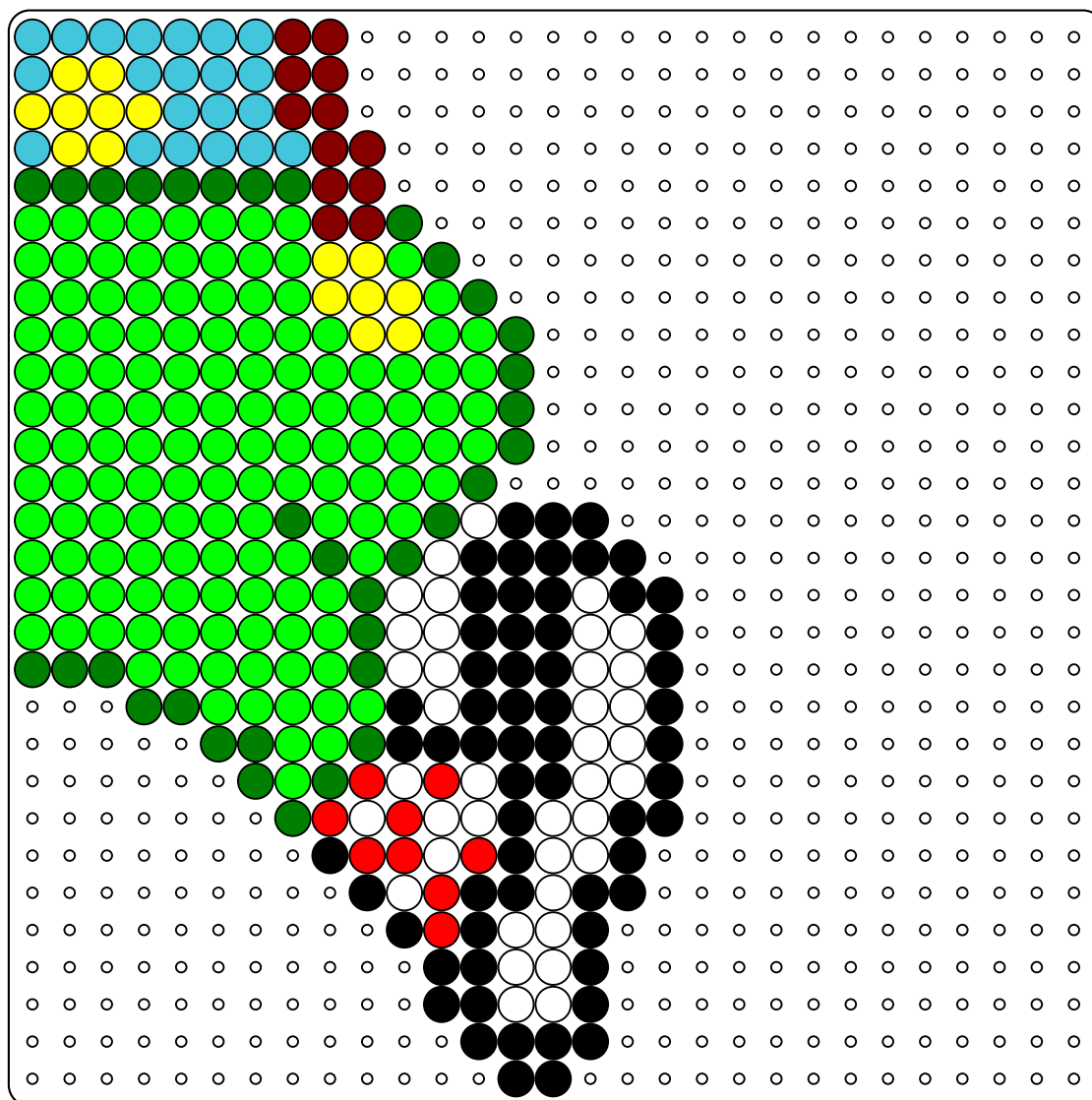
## Clown bottom left



### Perler's number and colors needed:

- |                   |                          |                  |
|-------------------|--------------------------|------------------|
| ○ White (36)      | ● Red (16)               | ● Green (28)     |
| ● Black (70)      | ● Reddish brown (10)     | ● Turquoise (12) |
| ● Neon green (89) | ● Fluorescent yellow (7) |                  |

## Clown bottom right



### Perler's number and colors needed:

- |                    |                           |                  |
|--------------------|---------------------------|------------------|
| ○ White (38)       | ● Red (9)                 | ● Green (34)     |
| ● Black (61)       | ● Reddish brown (12)      | ● Turquoise (21) |
| ● Neon green (139) | ● Fluorescent yellow (15) |                  |