

# Perler Bead Patterns

## Monster

If you have any question or suggestion please don't hesitate to contact us through our website [www.perler-bead-patterns.com](http://www.perler-bead-patterns.com). For updates regarding new free patterns follow us on:



<https://www.facebook.com/perlerbeadspatterns>



<http://www.pinterest.com/perler-bead-patterns-free-printable/>




<https://www.youtube.com/user/PerlerBeadPatterns>

I would be glad to see your creations at our Facebook page.

**Have fun with our patterns and with your new creations!**

Disclaimer: All logos, images and trademarks, which serve as reference for creating the patterns, belong to their respective holders and we recognize them as such. However, the perler bead patterns were designed and generated by us. This means they are copyrighted solely to us. This pattern was licensed under the license **Creative Commons BY-NC** Version 3.0. 


# Monster



## Perler's number and colors needed:

- |   |   |  |
|---|---|--|
| <span style="color: white;">○</span> White (109)                  | <span style="color: orange;">●</span> Orange (7)            | <span style="color: red;">●</span> Red (4)                     |
| <span style="color: blue;">●</span> Blue (27)                     | <span style="color: green;">●</span> Green (184)            | <span style="color: yellow;">●</span> Translucent yellow (166) |
| <span style="color: lightgreen;">●</span> Translucent green (236) | <span style="color: grey;">●</span> Grey (47)               | <span style="color: black;">●</span> Black (153)               |
| <span style="color: darkred;">●</span> Dark red (10)              | <span style="color: black;">●</span> Translucent black (54) | <span style="color: darkgreen;">●</span> Dark green (271)      |
| <span style="color: yellow;">●</span> Neon yellow (179)           | <span style="color: blue;">●</span> Fluorescent blue (18)   | <span style="color: blue;">●</span> Glow blue (33)             |

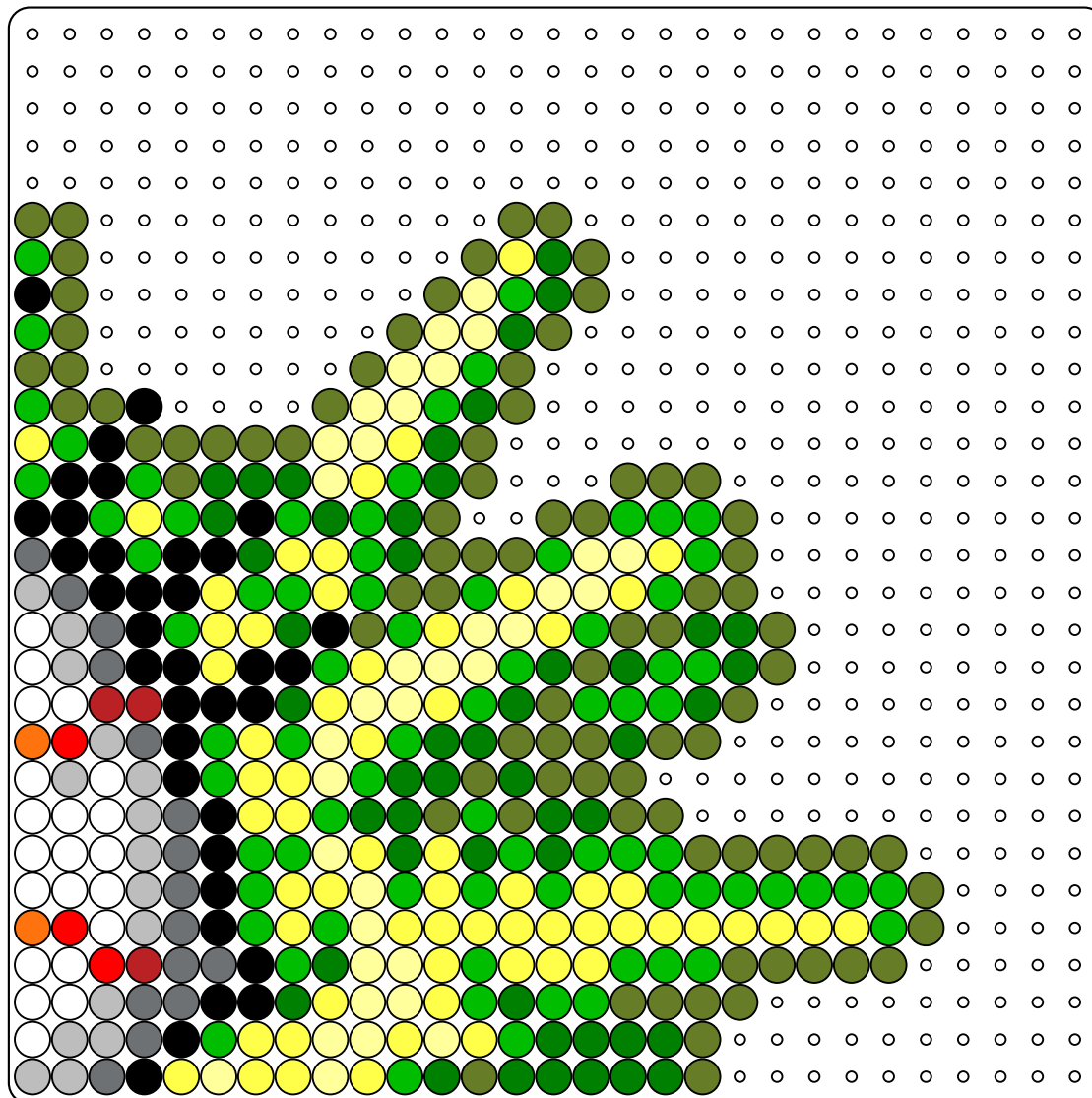
## Monster top left



### Perler's number and colors needed:

- |                   |                         |                          |
|-------------------|-------------------------|--------------------------|
| ○ White (84)      | ○ Orange (5)            | ● Red (1)                |
| ● Blue (27)       | ● Translucent green (4) | ● Grey (18)              |
| ● Black (79)      | ● Dark red (6)          | ● Translucent black (22) |
| ● Dark green (19) | ● Neon yellow (9)       | ● Fluorescent blue (18)  |
| ● Glow blue (33)  |                         |                          |

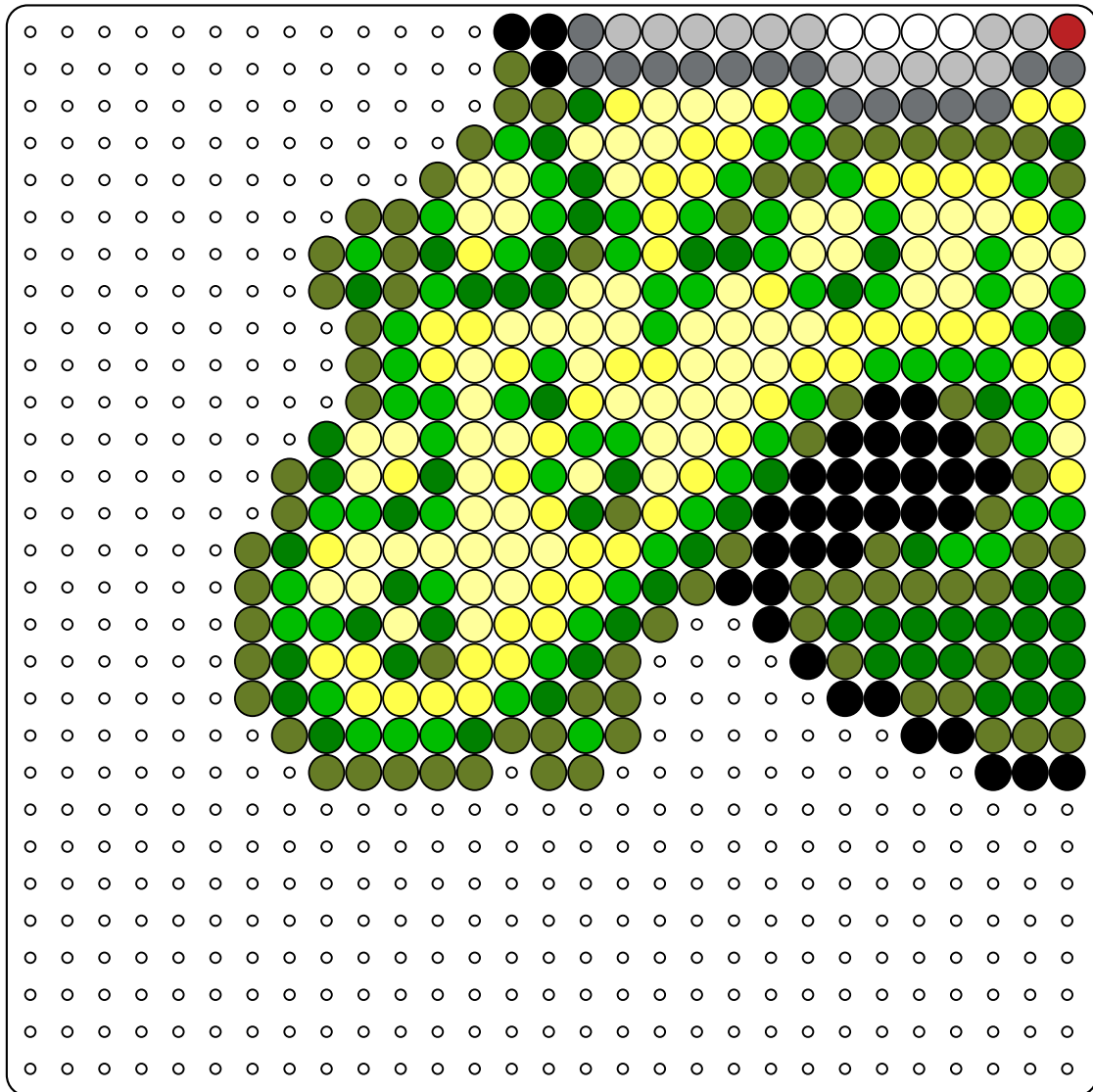
## Monster top right



### Perler's number and colors needed:

- |                          |                           |                          |
|--------------------------|---------------------------|--------------------------|
| ○ White (21)             | ● Orange (2)              | ● Red (3)                |
| ● Green (49)             | ● Translucent yellow (35) | ● Translucent green (75) |
| ● Grey (15)              | ● Black (35)              | ● Dark red (3)           |
| ● Translucent black (15) | ● Dark green (85)         | ● Neon yellow (62)       |

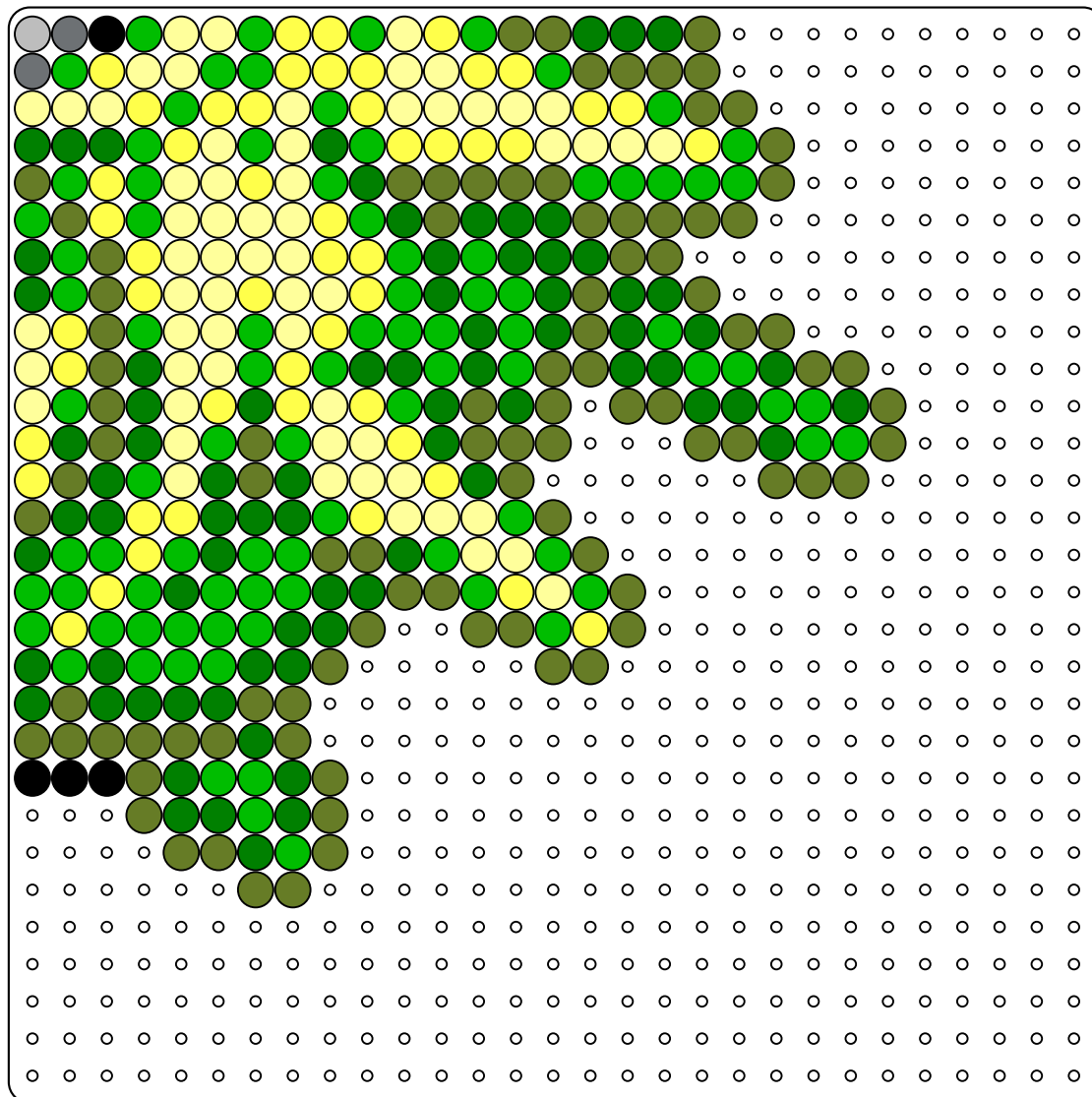
Monster bottom left



Perler's number and colors needed:

- White (4)
- Green (58)
- Translucent green (70)
- Grey (13)
- Dark red (1)
- Translucent black (15)
- Neon yellow (58)
- Translucent yellow (71)
- Black (35)
- Dark green (74)

## Monster bottom right



### Perler's number and colors needed:

- Green (77)
- Translucent yellow (60)
- Translucent green (87)
- Grey (1)
- Black (4)
- Translucent black (2)
- Dark green (93)
- Neon yellow (50)